
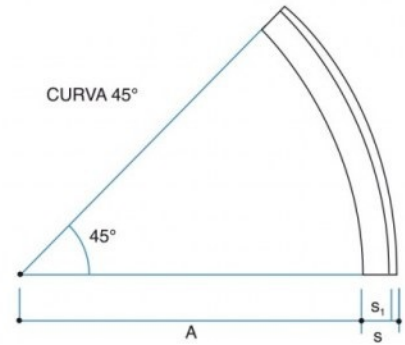
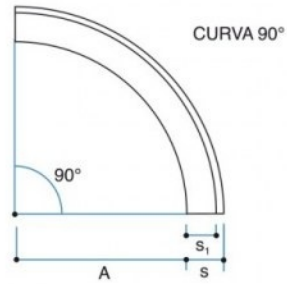
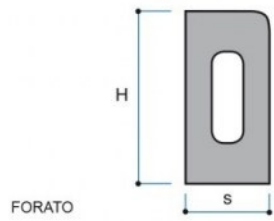
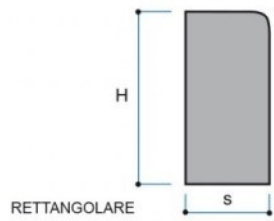
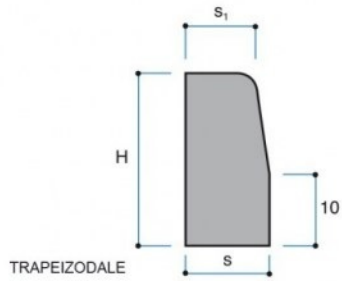


CORDOLI CORDOLO DI CLS (UNI EN 1340)



Voce di capitolato

Cordolo stradale a sezione trapezoidale, rettangolare o forato (foro longitudinale di alleggerimento), realizzato in calcestruzzo vibrocompresso.

Codice	Tipo	Descrizione	P.V.R.	Peso Kg	Dim. pedana cm	Pezzi su pedana	Peso pedana Kg	Portata motrice pz.	Portata autotreno pz.
GCA0608AN	6-8R100	Curva 6-8x25 raggio 100	PV	33	100x100x75	30	990	300	720
GCA0810AN	8-10R100	Curva 8-10x25 raggio 100	PV	45	100x100x75	24	1,080	240	576
GCA1012AN	10-12R100	Curva 10-12x25 raggio 100	PV	53	100x100x75	21	1,113	210	504
GCA1215AN	12-15R100	Curva 12-15x25 raggio 100	PV	65	100x100x75	18	1,170	180	432
GCC0608CN	6-8R50	Curva 6-8x25 raggio 50	PV	34	100x100x75	30	1,020	300	720
GCC0810CN	8-10R50	Curva 8-10x25 raggio 50	PV	42	100x100x75	24	1,008	240	576
GCC1012CN	10-12R50	Curva 10-12x25 raggio 50	PV	49	100x100x75	21	1,029	210	504
GCC1215CN	12-15R50	Curva 12-15x25 raggio 50	PV	69	100x100x75	18	1,242	162	414
GCP0608PN	6-8	Cordolo in cls 6-8x25x100	PV	40	100x100x75	30	1,200	300	720
GCP0810PN	8-10	Cordolo in cls 8-10x25x100	PV	47	100x100x75	24	1,128	240	576
GCP1012PN	10-12	Cordolo in cls 10-12x25x100	PV	56	100x100x75	21	1,176	210	504
GCP1215PN	12-15	Cordolo in cls 12-15x25x100	PV	68	100x100x75	18	1,224	180	414
GCP1518PN	15-18	Cordolo in cls 15-18x25x100	PV	94	100x100x75	15	1,410	120	300
GCP1820PN	18-20	Cordolo in cls 18-20x25x100	PV	107	100x100x75	15	1,605	120	270
GCV2025FN	F20	Cordolo in cls forato 20x25x90	PV	84	100x100x75	15	1,260	150	330
GRE0825PN	R8	Cordolo in cls 08x25x100	PV	44	100x100x75	30	1,320	270	660
GRE1025PN	R10	Cordolo in cls 10x25x100	PV	50	100x100x75	27	1,350	243	594