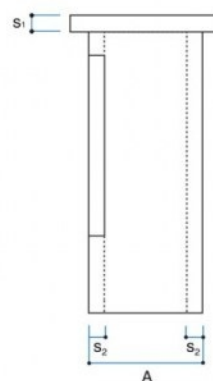
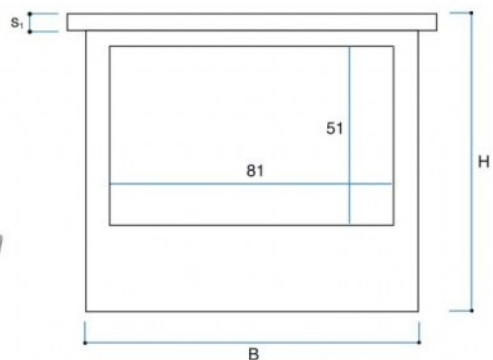

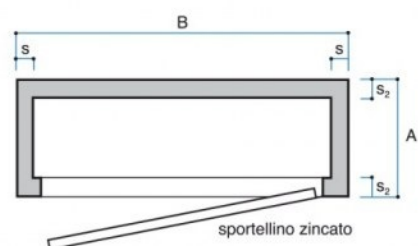



VARI **CENTRALINA PER ALLACCIAMENTO**


| Codice | Descrizione | P.V.R. | A cm | B cm | S cm | S1 cm | S2 cm | H cm | L cm | T cm | Peso Kg | Portata motrice pz. | Portata autotreno pz. |
|-----------|---|--------|------|------|------|-------|-------|------|------|------|---------|---------------------|-----------------------|
| GAC3395NN | Centralina allacciamento acqua 33x95x85.5 | PV | 33 | 95 | 5 | 4.5 | 5.5 | 85.5 | 105 | 43 | 240 | 50 | 116 |

Voce di capitolato

Centralina per allacciamento contatore acqua, costruita in calcestruzzo vibrato e completa di sportellino di chiusura in acciaio zincato con serratura.